


CONDUIT SYSTEM - MANHOLE DETAIL




Indicate directional "North"

Manhole Number _____

Location: _____



Indicate manhole, conduit, and cable records information on additional sheets and attach, as required.




Indicate existing array by drawing a rectangle, square, etc. around appropriate number of existing conduit (e.g., 4 wide by 6 high)

Indicate the following:

○ = vacant conduit

● = conduit occupied

X = conduit containing innerduct; indicate number occupied (this to be indicated at appropriate individual conduit)



Notes


To be used when conducting field investigation

Field review completed:

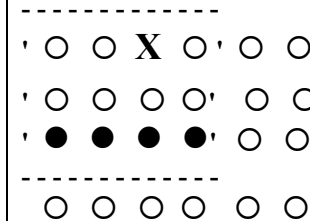
By: _____

Date: _____

Telephone: _____



Example: 4 duct x 3 duct array



○ - 7 vacant ducts

● - 4 occupied ducts

X - 3 innerducts with 2 vacancies